



Imola LX 5296-20



Imola LX 5296-20



Ultra-broadband router Fiber, xDSL, 4G, VoIP and Wi-Fi 6

IMOLA LX xx96 SERIES

The Imola LX xx96 series routers are state-of-the-art all-in-one routers, equipped with GE/Fibre connectivity up to 10Gbits and Wi-Fi 6 for FTTC, FTTH and FTTO profiles.

The different product models differ in the presence or absence of certain connectivity (xDSL, Voice, 4G, 5G).

ALL-IN-ONE



FTTC, FTTH, VoIP and, FWA in a single device for reliable, versatile and scalable connectivity. Our Imola LX series devices are adaptable to any technology and include the features

- Routing & switching
- Multi fail-over
- QoS

KEY FACTORS



Secure by design

Right from the design phase for robust and natively secure solutions.



Always-On

Stable connections anywhere, with multiple links, transparent backup, and quality of service for uninterrupted business.



Smart value

Maximizes business value with an excellent performance-to-price ratio.



Factory pre-configurations

Receive your product pre-configured according to your specific case.



100% factory-tested

We test all our equipment.



Zero Touch Provisioning

For remote management and agile configuration of the installed base, with Tiesse's TNA suite.



Imola LX 5296-20



4 Gigabit
Ethernet ports



1 eVDSL
port



2 fiber ports up
to 10GB



1 radio cellular
port



Wi-Fi 6 AX



2 FXS ports



Zero Touch
Provisioning



SUGGESTED SCENARIOS AND APPLICATIONS



ISP & Telco Ready
Designed to meet the requirements of service providers, telecom operators, carriers, and system integrators.



Backup and redundancy on multiple links
Optimised products for ultra-connected branches and remote locations



Service continuity and Mission Critical applications
Business applications requiring always-on links, network performance and quality of service

BACKUP: high availability mission critical

Seamless backup

The user does not perceive service interruptions and the transition to backup.

Transitions from normal to backup mode and vice versa are performed considering the operational costs.

Multiple Backup

A pair of routers in VRRP performs physical backup of both the network and the hardware.

Homogeneous Backup

A single router integrates all ports, wired and mobile.

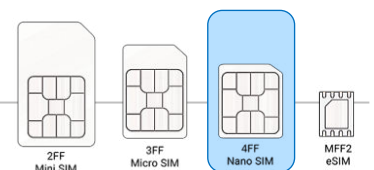
Heterogeneous backup

An installed base can be upgraded by adding a mobile router and using the VRRP (Virtual Router Redundancy Protocol).

HARDWARE INTERFACES

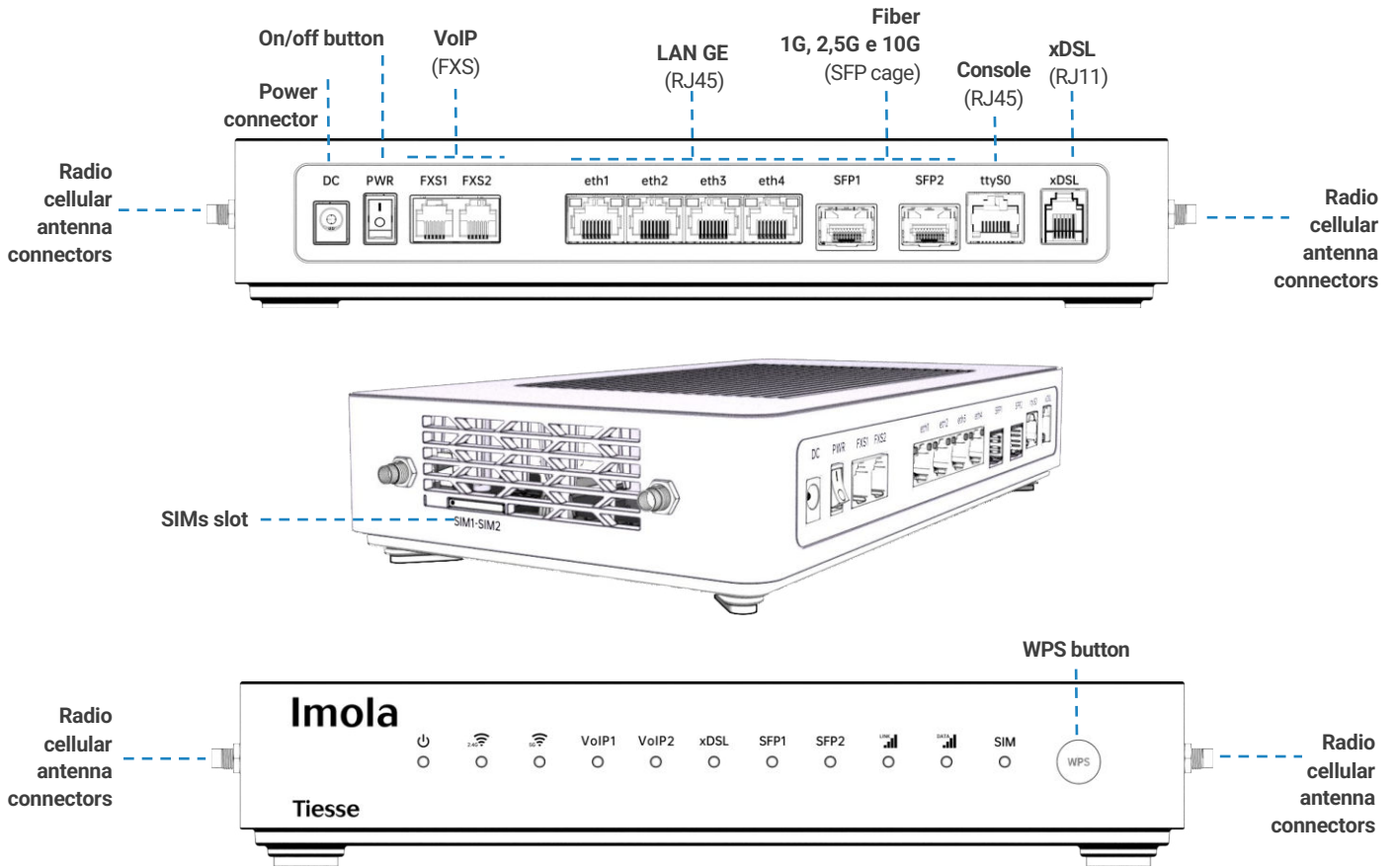
Ports	N°	Description	Details
LAN / WAN	4	GE	10/100/1000 Mbps ports
	2	SFP/SFP+	1G / 2.5 / 10 Gbit ports, via SFP/SFP+ cages (transceiver module not included)
Wi-Fi	1	RF	IEEE 802.11ax IEEE 802.11ac IEEE 802.11b IEEE 802.11g IEEE 802.11n IEEE 802.11a
		Bands	2.4 GHz and 5 GHz simultaneous
	Antennas	Internal antennas, MIMO 4x4	
ADSL2/2+	1	ADSL2/2+	– Downstream data rates up to 24 Mbps - Upstream data rates up to 3.5 Mbps – Compliant with Standard G.992.1 annex A,B,C&I, G.992.2-g.Lite, G.992.3 annex A, B, I, J, M, G.992.4-g.Lite.bis, G.992.5 annex A, B, C, I, J, M, ANSI T1.413 issue2, ETSI TS 388 ADSL-over-ISDN, ITU T-I361, ITU T-I.363.5, ITU T-I.432, ITU T-I610, ITU T-I731
		VDSL2	– Support for all VDSL2 profiles: 8 MHz up to 30 MHz ITU-T G993.2 – Compliant with G.Vector standard (ITU-T G.993.5) – Compliant with ITU-T G.998.4 G.INP standard – Compatible with ADSL2 (backward compatibility)
eVDSL	1	eVDSL	– 35 MHz ITU-T G993.2 Annex Q profile support (35b or Vplus profiles) with aggregate rates up to 400Mbps
Modello LTE cat.4	1	Frequencies:	LTE-FDD: B1/B3/B7/B8/B20/B28; LTE-TDD: B38/B41 WCDMA: B1/B8
		Throughput:	LTE-FDD: 150 Mbps in Downlink e 50 Mbps in Uplink LTE-TDD: 130 Mbps in Downlink e 30 Mbps in Uplink DC-HSDPA: 42 Mbps (DL) / HSUPA: 5.76 Mbps (UL) WCDMA: 384 Kbps (DL/UL)
Modello LTE cat. 6	1	Frequencies:	LTE-FDD: B1/B3/B5/B7/B8/B20/B28/B32/B71; LTE-TDD: 38/40/41/42/43 WCDMA: B1/B3/B5/B8
		Throughput:	LTE-FDD: 300 Mbps in Downlink e 50 Mbps in Uplink LTE-TDD: 226 Mbps in Downlink e 28 Mbps in Uplink DC-HSDPA: 42 Mbps (DL) / HSUPA: 5.76 Mbps (UL) WCDMA: 384 Kbps (DL/UL)
SIM	2	SIM	– 2 Nano SIM Slots (Dual SIM Single ACTIVE) – SIM insertion type: tray eject
Antennas	4	Antennas	– 4 external, removable antennas, male SMA connector – MIMO: DL 4x4 – UL 2x2
VOICE	2	FXS	– VoIP ports

* Throughput value depends on network configuration, bandwidth allocated to the UE, number of users, and RF signal conditions.

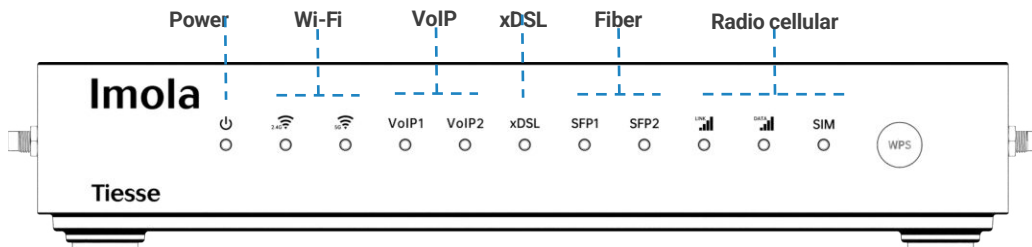




HARDWARE INTERFACES



LED DESCRIPTION



NOTE: The use of LEDs depends on the active functionality of each specific model. The figure above shows the LEDs used in the models covered by this datasheet.

LED	Color	Description
Power	🔌	Green router power operational status
Wi-Fi	📶 2.4G	Green Wi-Fi connection status 2.4 GHz band
	📶 5G	Green Wi-Fi connection status 5 GHz band
VoIP	VoIP1	Yellow/Green VoIP1: operative status / signal quality on FXS1 port
	VoIP2	Yellow/Green VoIP2: operative status / signal quality on FXS2 port
xDSL	xDSL	Green xDSL connection operating status
Fiber	SFP1	Green fibre connection operational status for SFP1 port
	SFP2	Green fibre connection operational status for SFP2 port
Radio cellular	📶 LINK	Green Link: radio cellular link operative status
	📶 DATA	Green Data: radio cellular connection operative status
	SIM	Yellow/Green SIM: operational status of the SIM card in use
ETH	🔌	Yellow/Green for each ETH port, indicate operational status (green 1000 Mbps - yellow 10/100 Mbps)



MONITORING AND PERFORMANCE MEASUREMENT FUNCTIONALITIES

IP SLA / Active Probing support for quality measurements

- One-Way Delay
- Round-Trip Delay
- Jitter
- Packet Loss

Active measurement of link quality using test packages

- BFD – Rapid detection of connectivity faults
- ICMP Echo / Ping – RTT and reachability
- UDP/TCP Probe – Verification with real transport protocols
- HTTPS Probe – Application service availability check
- TWAMP/OWAMP – Standardised measurement of delay, Jitter and loss

Data collection and supervision

- SNMPv2/v3 – Polling and status traps
- Syslog – System event and alarm logs
- NetFlow / IPFIX – Traffic flow analysis
- TNA MOS Tiesse

SOFTWARE

Note: the following list is purely indicative, active features depend on version and software update (NOS).

NETWORKING

- IPv4 / IPv6 Dual Stack advanced forwarding, filtering, and dual-stack policies
- VXLAN (RFC 7348): L2 over IP/UDP with per-tenant VNI encapsulation
- SRv6 Native SID Support:
 - Implements End, End.X, End.DT6, End.B6 behaviors
 - Integrated with BGP SR Policy for flexible traffic engineering
- High Availability: ECMP, VRRP, BFD, fast convergence via EVPN multihoming

LAYER 2 features

- IEEE 802.1Q VLANs: iTagged VLAN support with configurable trunks and access ports
- Ethernet Bridging: hardware/software bridge domains with MAC learning and filtering
- Layer 2 protocol Tunneling (L2TP)
- 802.1Q-in-802.1Q
- EVPN (RFC 7432):
 - L2/L3 VPN overlay over IP/MPLS
 - MAC/IP route advertisement (Type-2), IP Prefix routes (Type-5)
 - Ethernet Segment Identifier (ESI) for multihoming and redundancy
- Spanning Tree Protocols (optional): support for RSTP/MSTP
- VXLAN + EVPN Integration:
 - EVPN as the control plane for VXLAN overlays
 - Seamless tenant segmentation and MAC mobility

ROUTING & MULTICAST

- BGP – Border Gateway Protocol:
 - Full IPv4/IPv6 support with route-maps, prefix-lists, communities
 - Route Reflector, Confederation, Add-Path, Route Refresh
 - BGP-LU for MPLS/SRv6 integration
 - BGP EVPN and SR-TE extensions
 - RPKI for route origin validation
- OSPF / IS-IS:
 - Dynamic IGP support for underlay routing
 - SRv6 SID advertisement via IGP extensions
- RIP, RIPNG
- Static Routing with route distance, and route tagging
- Route Redistribution
- Policy Based Routing
- Full VRF Support
- VRR (Virtual Routing Redundancy Protocol)
- Multicast routing with PIMv2 sparse-mode and PIMv2 dense-mode, MSDP
- IGMP v1-v2-v3, IGMP snooping, IGMP Proxy
- MPLS Support
 - Native MPLS Forwarding
 - Support for LDP for label Distribution
- Multihoming and Failover:
 - BGP multipath, BFD fast detection, graceful restart

SOFTWARE

Note: the following list is purely indicative, active features depend on version and software update (NOS).

QoS

- Traffic classification based on source IP, destination IP, protocols (UDP, ICMP, TCP, etc.) and ports, and their combinations, on application recognition, on IP Precedence and DSCP
- DiffServ
- Remarking of IP Precedence, DSCP and CoS
- Shaping with guaranteed bandwidth allocation and redistribution of excess bandwidth
- Committed Access Rate and Multicast rate limit
- Traffic prioritisation mechanisms, definition of an arbitrary number of priority classes
- IEEE 802.3ad link aggregation

VPN and TUNNELLING

- IPsec VPN (site-to-site and remote-access):
 - Supports IKEv1/IKEv2.
 - Policy-based and route-based IPsec.
- GRE / GRE over IPsec:
 - Simple L3 tunneling or secure encapsulation.
 - NHRP (Next Hop Resolution Protocol) for DMVPN Architecture
- L2TP / L2TPv3:
 - Layer 2 VPN over IP
 - Optional pseudowire emulation with static or dynamic control
- OpenVPN Support client and server

SECURITY

- Access Control Lists (ACLs):
 - IPv4/IPv6 L2-L4 filtering with permit/deny actions
 - Applied on ingress/egress per interface or globally
- Stateful Firewall:
 - Connection tracking with session-based filtering
 - Inspection of TCP/UDP/ICMP flows with dynamic port handling
 - Protection against SYN floods and malformed packets
- NAT / PAT Support:
 - Source NAT, Destination NAT, Port Address Translation
 - Useful for IPv4-to-IPv6 interworking and traffic isolation
- 802.1x
 - Access port authentication using EAP with RADIUS backend

SERVICES

- DHCP client, DHCP server with anti-spoofing functions, DHCP relay
- Intelligent DNS Proxy, local and remote
- Traceroute
- NTP Client and Server support
- DynDNS

VoIP

- Compliant with SIP standards: RFC 2327 SDP, RFC 2617, RFC 3261 SIP, RFC 2833, RFC 2976, RFC 3262, RFC 3264, RFC 3265, RFC 3311, RFC 3323, RFC 3325, RFC 3326, RFC 3398, RFC 3578, RFC 3842, RFC 3960, RFC 4566
- OOB DTMF tone, in-band and announcement tone handling
- Codec support and negotiation
- T.38 fax support

MANAGEMENT and CONFIGURATION

- SNMPv2, SNMPv3
- Netflow
- Telnet server with multiple simultaneous sessions
- SSH server with multiple simultaneous sessions (SSHv2)
- Fault management Syslog /Trap
- Radius Support, TACACS+
- Netconf and YANG Models
- Tracking for backup management, scheduled commands and events
- Software update via TFTP, FTP, sFTP, HTTP, HTTPS, SCP
- Configuration via Command Line Interface (CLI), Text/Menu oriented and Telnet
- TNA (Tiesse Network Architecture) suite for self-provisioning and automated remote management
- Management of an unlimited number of configurations



SD-WAN with TNA Suite



IMOLA routers are integrated into the **TNA (Tiesse Network Architecture)** suite, the SD-WAN solution developed by Tiesse in order to make available a dynamic, secure, reliable,

high-performance and scalable solution. The TNA solution has at its base the usability of the product and emphasizes the effectiveness and easy realizability of an SD-WAN solution without having to implement complex and expensive architectures and for this adoptable by few and structured end customers.

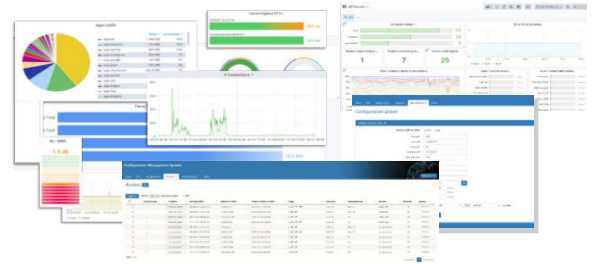
With highly established and robust use cases, the TNA suite has integrated, with a modular architecture, innovative features to realize a concrete SD-WAN solution that is responsive to market needs.

The TNA is a **modular All-In-One** solution composed of separate entities: **CoS**, **MoS**, and **NAD** that work together organically to handle all aspects of managing a network in both IP and Overlay architectures. In this case, the suite is complemented by an additional module called OVN.

At the heart of Tiesse's SD-WAN solution is **Intelligent Routing**, which enables the network, whether in overlay scenarios or not, to react to changes in state, being able to operate autonomously at its best even in the presence of congestion, saturation or abnormal traffic.

TNA Suite DASHBOARD

Through a flexible dashboard, which can also be customized, the SD-WAN can be administered and managed.



* Note: Available features may vary by product model.

Dashboard	Description	Parameters
ROUTER	Monitoring and visualization of key resources for each device (Router, CPE, IoT)	<ul style="list-style-type: none"> – Reachability and connectivity to a target network/internet (primary/backup or other) – Uptime and number of reboots – Round Trip Time last mile or to target Internet – CPU utilization, memory, router load based on current and queued activities – Number of active connections – Throughput inbound/outbound and traffic generated/received by individual interface – Traffic classification by type of application for specific device – Number of devices connected to active Wi-Fi networks – GPON optical connections: uptime, optical power input/output, SFP temperature – Cellular network connections: signal strength for each connection type (5G/4G/3G/2G and SINR, RSRP, RSSI, RSCP, EC/IO), SIM in use – xDSL connection: uptime, signal status and attenuation, noise margin (SNR), redundancy errors (CRC)
GENERAL	Aggregate monitoring and visualizations	<ul style="list-style-type: none"> – Total number of apparatus: <ul style="list-style-type: none"> – connected, reachable, and unreachable as a function of uptime – transmitting on a specific interface – with an active mobile connection – active grouped by connection type (primary, backup, other) – connected over 5G, 4G, 3G, and 2G networks – Reachable and unreachable devices, by uptime, over a specified time range – Device classification/sorting: <ul style="list-style-type: none"> – top 5 (active) by number of connections – time order of last connected routers and routers no longer reachable – by response time (highest and lowest RTT) to a given destination
OVN	Monitoring and visualizations of data related to the Overlay Network	<ul style="list-style-type: none"> – Total number of apparatus: <ul style="list-style-type: none"> – connected, reachable, and unreachable as a function of uptime – with an active mobile connection – broadcasting on a specific interface – active grouped by connection type (primary, backup, other) – Reachable and unreachable devices, by uptime, over a specified time range – Device classification/sorting: <ul style="list-style-type: none"> – top 5 (active) by number of connections – time order of last connected routers and routers no longer reachable – by response time (highest and lowest RTT) to a given destination




SYSTEM FEATURES

PROCESSOR	Quadcore 2.2 GHz
MEMORY	512 MB
FLASH MEMORY	256 MB

CHASSIS	Plastic material, black color
FORM FACTOR	Desktop Rack 2 U (optional kit)

ADD-ONS

Optional accessories such as antennas for both indoor and outdoor omnidirectional and directional installations, SFP transceiver modules and rack-mount kits are available. Please consult the relevant datasheets, which can be downloaded from www.tiesse.com.



Images for illustrative purposes

OTHER INFORMATION AND SUPPORT

SUPPORTO.TIESSE.COM



- Technical documentation, installation instructions, quick start guide, first access data
- Firmware updates
- Declaration of conformity EMC, RED, RoHS, ...
- Technical support request
- End of sale and end of product support information
- Warranty repair and product reconditioning

WIKI.TIESSE.COM



- Website dedicated to software documentation
- User manuals
- First access guides
- Case studies, tutorials and other useful resources for product use

PRODUCT IMAGES



Front view, LED side



Back view, ports side



Front view, LED side, with external Wi-Fi antennae



Back view, door side, with external Wi-Fi antennae



SUSTAINABILITY

SYSTEM

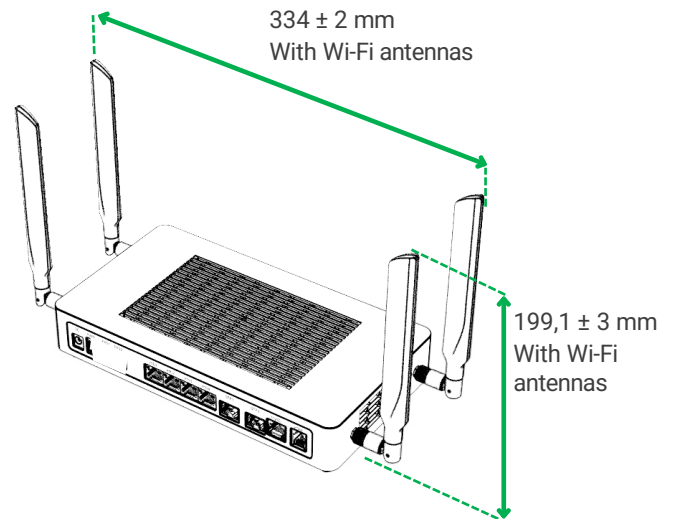
Power	- 12V external desktop power supply - On/Off button
Cooling	Fanless
Consumption (full functions)	≈ 20W
EEE (Energy-Efficient Ethernet)	Tiesse products comply with the EEE (802.3az) standard, which saves energy by automatically reducing the consumption of Ethernet ports during periods of low traffic, without altering their performance.
Dynamic Power Scaling	Tiesse products use control mechanisms to automatically reduce power consumption by lowering the CPU clock frequency when the load is low.

ENVIRONMENTAL DATA

Operations	Temperature	-10° C / +45° C
	Humidity	5% ~ 95% (non condensing)
Storage	Temperature	-40° C / +85° C
	Humidity	5% ~ 95% (non condensing)

SIZE and WEIGHT

Machine body	280,8 x 145,2 x 50,4 (L x P x A mm)		
	≈ 2057 gr (maximum weight including packaging and accessories)		
Total weight	Product	Accessories	Packaging
	≈ 1150 gr	≈ 395 gr	≈ 512 gr



OTHER INFORMATION

Packaging and wrapping	100% of the packaging material of the individual product is paper/cardboard - 0% plastic.
	100% of the packaging material is recyclable
RAEE waste	For the correct disposal of Waste Electrical and Electronic Equipment (WEEE), pursuant to Article 26 of Legislative Decree No. 49 of 14 March 2014 'Implementation of Directive 2012/19/EU': contact raee@tiesse.com

Tiesse

Innovazione made in Italy

Tiesse is a totally Italian company with more than 25 years of experience in the design, development and production of network equipment and IoT devices, suitable for use in mission-critical and industrial scenarios. Tiesse's most successful series, Imola, Lipari and Levanto, are innovative, competitive and certified, and are present in the networks of the major telecommunications operators, in the energy sector, large-scale distribution and vertical sectors, both in the Italian and foreign markets.

Further information on Tiesse solutions can be found on the company website www.tiesse.com.



Info: info@tiesse.com

Marketing & sales: marketing@tiesse.com

Tel. +39.0125.230544

www.tiesse.com



Disclaimer

The informations in this document may contain predictive statements including, without limitation, statements regarding the future financial and operating results, future product portfolio, new technology, etc. There are a number of factors that could cause actual results and developments to differ materially from those expressed or implied in the predictive statements. Therefore, such information is provided for reference purpose only and constitutes neither an offer nor an acceptance. Tiesse may change the informations at any time without notice.

© Copyright Tiesse S.p.A.

Any disclosure, derivation or reproduction of this document, even partial, is strictly prohibited without prior written authorization by Tiesse S.p.A.

Ver. ENG 200326