



Imola 0286



Imola 0286



EDGE router

IMOLA 0286 is a next-generation, multifunction EDGE router designed to offer multi-gigabit connectivity over fiber up to 10 Giga Ethernet, providing high performance, continuous availability, and scalability for complex networks.

With carrier-grade hardware and rack-mountable format, it is ideal for applications in professional and industrial environments.

IMOLA 0286 integrates advanced routing, switching, security and traffic management features, supporting both LAN and WAN high-capacity networks, making it ideal for data centers, medium and large offices, telecommunications networks and industrial environments.

The product features advanced routing, L7 traffic classification, machine learning algorithms in Network Anomaly Detection and Edge computing.

A variant with a dual power supply is available (Imola Model 0286-RPS).

KEY FACTORS



Rugged and carrier grade

Designed to withstand and operate for long periods in industrial and disturbed environments.

Carrier grade reliability.



Edge computing and combo ports

For third-party applications that need to operate at the EDGE of the network. Ethernet/Fiber combo ports



Secure by design

Right from the design phase for robust and natively secure solutions.



Fast connectivity

Fast connections with multi fiber up to 10GE



Certified

Validated for inclusion in business offering profiles and use within the networks of major telecom operators.



Future proof

Safeguarding the investment with future technologies



Factory pre-configurations

Receive your product pre-configured according to your specific case.



100% factory-tested

We test all our equipment, including SIM cards for models with a cellular radio connection.



Zero Touch Provisioning


Zero Touch Provisioning facilitates remote management and agile configuration of the installed base.



IMOLA 0286



Combo ports:
4 Gigabit Ethernet
and 4 fiber 1000 Mbps



2 fiber optic ports
2.5GE/10GE



Zero Touch
Provisioning



Rack-mountable
with optional kit

Desktop
mounting



1U rack mounting
with optional kit



SUGGESTED SCENARIOS AND APPLICATIONS



ISP & Telco Ready

Designed to meet the requirements of service providers, telecom operators, carriers, and system integrators.



Distributed access and FTTO

- Distributed and secure access of branches and remote locations of banks, insurance companies, dealers, franchises, enterprises and government
- FTTO accesses



Service continuity and Mission Critical applications

Business applications requiring always-on links, network performance and quality of service, backup and redundancy of ultra-broadband networks.

BACKUP: high availability mission critical

Seamless backup

The user does not perceive service interruptions and the transition to backup.

Transitions from normal to backup mode and vice versa are performed considering the operational costs.

Multiple Backup

A pair of routers in VRRP performs physical backup of both the network and hardware.

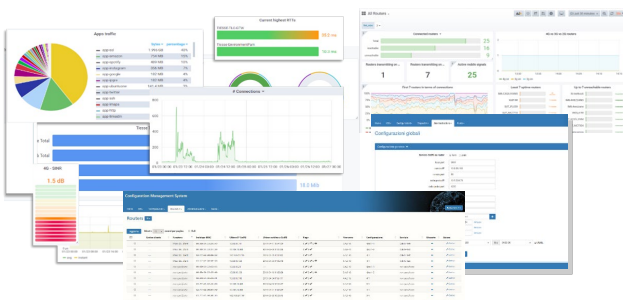
Homogeneous Backup

A single router integrates all ports, wired and mobile.

Heterogeneous backup

An installed base can be upgraded by adding a mobile router and using the VRRP (Virtual Router Redundancy Protocol).

ZERO TOUCH PROVISIONING



Tiesse's router are integrated in the **TNA (Tiesse Network Architecture)** suite.

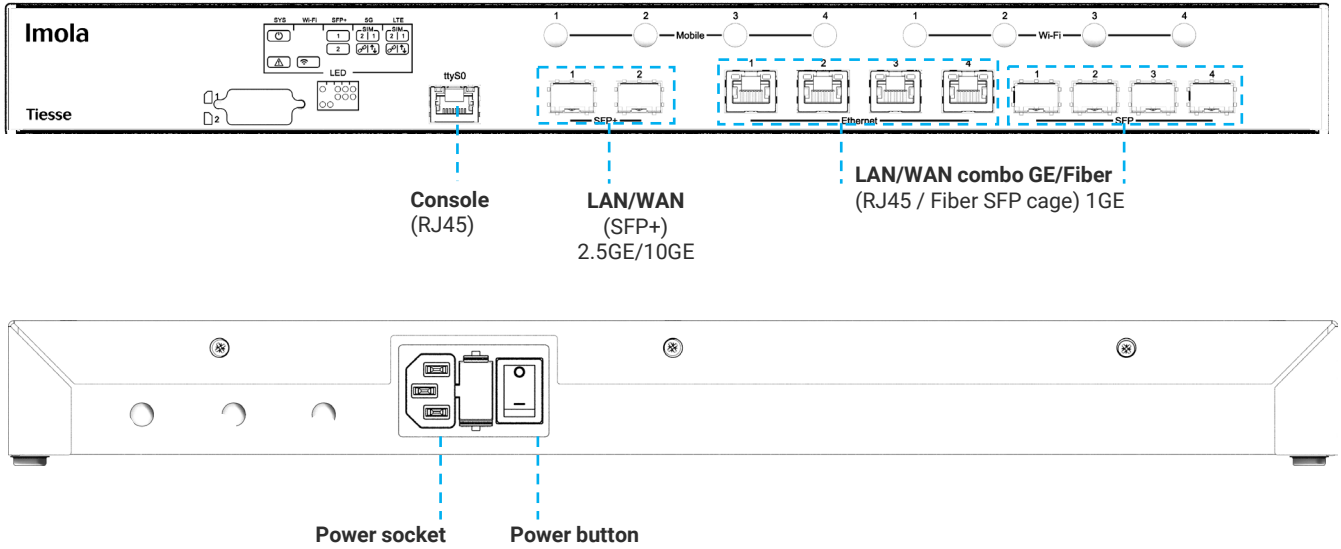
TNA is the modular software suite that enables Zero Touch Provisioning network architecture, including monitoring, remote and automated web-based management of configurations and firmware releases of the installed fleet; it enables traffic engineering, network overlays, and many other functionalities.

A complete datasheet of the solution is available at www.tiesse.com.

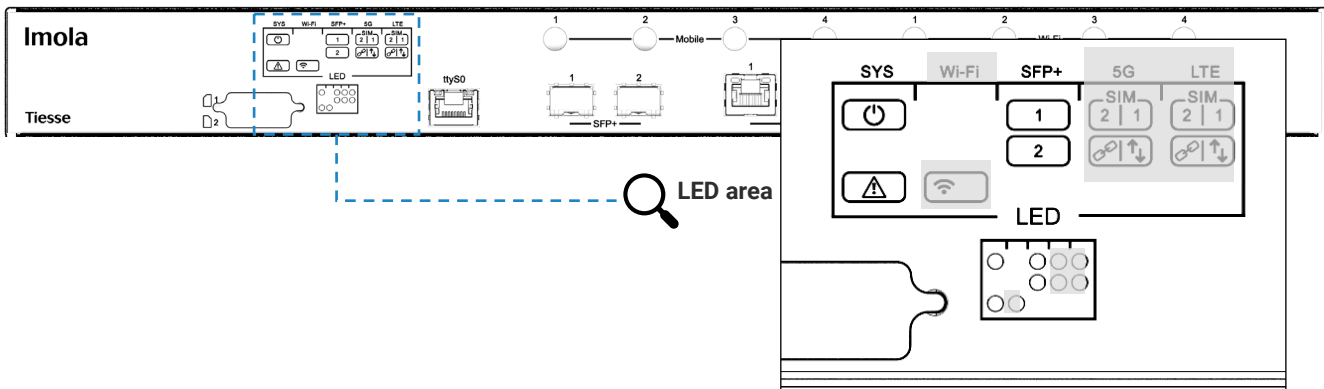


HARDWARE INTERFACES

Porta	N°	Type	Details
LAN/WAN	4	GE	ports 10/100/1000 Mbps (RJ45) combo with the 4 SFP 1000 Mbps ports
	4	Fiber	SFP ports 1000 Mbps, combo with the 4 GE ports (transceiver modules not included)
	2	Fiber / 10GE	2.5GE/10GE ports via SFP cages (transceiver modules not included)



LEDs



LED	Color	Position	Description
Alimentazione	Verde	LED area	Indicates operational status of main board power supply
SYS	Rosso	LED area	Indicates hardware system issues
LAN	Giallo	On the LAN port	One for each ETH port, indicates operational status 1Gbps connection
	Verde	On the LAN port	One for each ETH port, indicates operational status up to 100 Mbps connection
Fibra	Verde	LED area	Fiber connection status for ports SFP+ 1 and 2



MONITORING AND PERFORMANCE MEASUREMENT FUNCTIONALITIES

IP SLA / Active Probing support for quality measurements

- One-Way Delay
- Round-Trip Delay
- Jitter
- Packet Loss

Active measurement of link quality using test packages

- BFD – Rapid detection of connectivity faults
- ICMP Echo / Ping – RTT and reachability
- UDP/TCP Probe – Verification with real transport protocols
- HTTPS Probe – Application service availability check
- TWAMP/OWAMP – Standardised measurement of delay, Jitter and loss

Data collection and supervision

- SNMPv2/v3 – Polling and status traps
- Syslog – System event and alarm logs
- NetFlow / IPFIX – Traffic flow analysis
- TNA MOS Tiesse

SOFTWARE

Note: the following list is purely indicative, active features depend on version and software update (NOS).

NETWORKING

- IPv4 / IPv6 Dual Stack advanced forwarding, filtering, and dual-stack policies
- VXLAN (RFC 7348): L2 over IP/UDP with per-tenant VNI encapsulation
- SRv6 Native SID Support:
 - Implements End, End.X, End.DT6, End.B6 behaviors
 - Integrated with BGP SR Policy for flexible traffic engineering
- High Availability: ECMP, VRRP, BFD, fast convergence via EVPN multihoming

LAYER 2 features

- IEEE 802.1Q VLANs: iTagged VLAN support with configurable trunks and access ports
- Ethernet Bridging: hardware/software bridge domains with MAC learning and filtering
- Layer 2 protocol Tunneling (L2TP)
- 802.1Q-in-802.1Q
- EVPN (RFC 7432):
 - L2/L3 VPN overlay over IP/MPLS
 - MAC/IP route advertisement (Type-2), IP Prefix routes (Type-5)
 - Ethernet Segment Identifier (ESI) for multihoming and redundancy
- Spanning Tree Protocols (optional): support for RSTP/MSTP
- VXLAN + EVPN Integration:
 - EVPN as the control plane for VXLAN overlays
 - Seamless tenant segmentation and MAC mobility

ROUTING & MULTICAST

- BGP – Border Gateway Protocol:
 - Full IPv4/IPv6 support with route-maps, prefix-lists, communities
 - Route Reflector, Confederation, Add-Path, Route Refresh
 - BGP-LU for MPLS/SRv6 integration
 - BGP EVPN and SR-TE extensions
 - RPKI for route origin validation
- OSPF / IS-IS:
 - Dynamic IGP support for underlay routing
 - SRv6 SID advertisement via IGP extensions
- RIP, RIPNG
- Static Routing with route distance, and route tagging
- Route Redistribution
- Policy Based Routing
- Full VRF Support
- VRRP (Virtual Routing Redundancy Protocol)
- Multicast routing with PIMv2 sparse-mode and PIMv2 dense-mode, MSDP
- IGMP v1-v2-v3, IGMP snooping, IGMP Proxy
- MPLS Support
 - Native MPLS Forwarding
 - Support for LDP for label Distribution
- Multihoming and Failover:
 - BGP multipath, BFD fast detection, graceful restart

SOFTWARE

Note: the following list is purely indicative, active features depend on version and software update (NOS).

QoS

- Traffic classification based on source IP, destination IP, protocols (UDP, ICMP, TCP, etc.) and ports, and their combinations, on application recognition, on IP Precedence and DSCP
- DiffServ
- Remarking of IP Precedence, DSCP and CoS
- Shaping with guaranteed bandwidth allocation and redistribution of excess bandwidth
- Committed Access Rate and Multicast rate limit
- Traffic prioritisation mechanisms, definition of an arbitrary number of priority classes
- IEEE 802.3ad link aggregation

VPN and TUNNELLING

- IPsec VPN (site-to-site and remote-access):
 - Supports IKEv1/IKEv2.
 - Policy-based and route-based IPsec.
- GRE / GRE over IPsec:
 - Simple L3 tunneling or secure encapsulation.
 - NHRP (Next Hop Resolution Protocol) for DMVPN Architecture
- L2TP / L2TPv3:
 - Layer 2 VPN over IP
 - Optional pseudowire emulation with static or dynamic control
- OpenVPN Support client and server

SECURITY

- Access Control Lists (ACLs):
 - IPv4/IPv6 L2-L4 filtering with permit/deny actions.
 - Applied on ingress/egress per interface or globally.
- Stateful Firewall:
 - Connection tracking with session-based filtering.
 - Inspection of TCP/UDP/ICMP flows with dynamic port handling.
 - Protection against SYN floods and malformed packets.
- NAT / PAT Support:
 - Source NAT, Destination NAT, Port Address Translation.
 - Useful for IPv4-to-IPv6 interworking and traffic isolation.
- 802.1x
 - Access port authentication using EAP with RADIUS backend.

SERVICES

- DHCP client, DHCP server with anti-spoofing functions, DHCP relay
- Intelligent DNS Proxy, local and remote
- Traceroute
- NTP Client and Server support
- DynDNS

MANAGEMENT and CONFIGURATION

- SNMPv2, SNMPv3
- Netflow
- Telnet server with multiple simultaneous sessions
- SSH server with multiple simultaneous sessions (SSHv2)
- Fault management Syslog /Trap
- Radius Support, TACACS+
- Netconf and YANG Models
- Tracking for backup management, scheduled commands and events
- Software update via TFTP, FTP, sFTP, HTTP, HTTPS, SCP
- Configuration via Command Line Interface (CLI), Text/Menu oriented and Telnet
- TNA (Tiesse Network Architecture) suite for self-provisioning and automated remote management
- Management of an unlimited number of configurations

SD-WAN with TNA Suite



IMOLA routers are integrated into the **TNA (Tiesse Network Architecture)** suite, the SD-WAN solution developed by Tiesse in order to make available a dynamic, secure, reliable, high-performance and scalable solution. The TNA solution has at its base the usability of the product and emphasizes the effectiveness and easy realizability of an SD-WAN solution without having to implement complex and expensive architectures and for this adoptable by few and structured end customers.

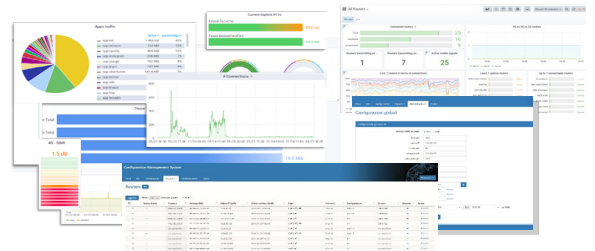
With highly established and robust use cases, the TNA suite has integrated, with a modular architecture, innovative features to realize a concrete SD-WAN solution that is responsive to market needs.

The TNA is a **modular All-In-One** solution composed of separate entities: **CoS**, **MoS**, and **NAD** that work together organically to handle all aspects of managing a network in both IP and Overlay architectures. In this case, the suite is complemented by an additional module called OVN.

At the heart of Tiesse's SD-WAN solution is **Intelligent Routing**, which enables the network, whether in overlay scenarios or not, to react to changes in state, being able to operate autonomously at its best even in the presence of congestion, saturation or abnormal traffic.

TNA Suite DASHBOARD

Through a flexible dashboard, which can also be customized, the SD-WAN can be administered and managed.



* Note: Available features may vary by product model.

Dashboard	Description	Parameters
ROUTER	Monitoring and visualization of key resources for each device (Router, CPE, IoT)	<ul style="list-style-type: none"> – Reachability and connectivity to a target network/internet (primary/backup or other) – Uptime and number of reboots – Round Trip Time last mile or to target Internet – CPU utilization, memory, router load based on current and queued activities – Number of active connections – Throughput inbound/outbound and traffic generated/received by individual interface – Traffic classification by type of application for specific device – Number of devices connected to active Wi-Fi networks – GPON optical connections: uptime, optical power input/output, SFP temperature – Cellular network connections: signal strength for each connection type (5G/4G/3G/2G and SINR, RSRP, RSSI, RSCP, EC/IO), SIM in use – xDSL connection: uptime, signal status and attenuation, noise margin (SNR), redundancy errors (CRC)
GENERAL	Aggregate monitoring and visualizations	<ul style="list-style-type: none"> – Total number of apparatus: <ul style="list-style-type: none"> – connected, reachable, and unreachable as a function of uptime – transmitting on a specific interface – with an active mobile connection – active grouped by connection type (primary, backup, other) – connected over 5G, 4G, 3G, and 2G networks – Reachable and unreachable devices, by uptime, over a specified time range – Device classification/sorting: <ul style="list-style-type: none"> – top 5 (active) by number of connections – time order of last connected routers and routers no longer reachable – by response time (highest and lowest RTT) to a given destination
OVN	Monitoring and visualizations of data related to the Overlay Network	<ul style="list-style-type: none"> – Total number of apparatus: <ul style="list-style-type: none"> – connected, reachable, and unreachable as a function of uptime – with an active mobile connection – broadcasting on a specific interface – active grouped by connection type (primary, backup, other) – Reachable and unreachable devices, by uptime, over a specified time range – Device classification/sorting: <ul style="list-style-type: none"> – top 5 (active) by number of connections – time order of last connected routers and routers no longer reachable – by response time (highest and lowest RTT) to a given destination

SYSTEM FEATURES

PROCESSOR	<ul style="list-style-type: none">- NXP LS1046A quad core- Architecture Arm® Cortex® A72 CPUs- Integrated Security Engine- Hardware packet acceleration
MEMORY	RAM: 4GBytes
FLASH MEMORY	8GBytes eMMC (expandable with SATA M.2 disk with capacity over 1 TBytes)
CHASSIS	Metal material, black color
FORM FACTOR	Desktop Rack (optional kit)



ADD-ONS

Optional accessories such as SFP transceiver modules and rack-mount kits are available.

Please check the add-ons datasheets, which can be downloaded from www.tiesse.com.



Images for illustrative purposes

OTHER INFORMATION AND SUPPORT

SUPPORT0.TIESSE.COM



- Technical documentation, installation instructions, quick start guide, first access data
- Firmware updates
- Declaration of conformity EMC, RED, RoHS, ...
- Technical support request
- End of sale and end of product support information
- Warranty repair and product reconditioning

WIKI.TIESSE.COM



- Website dedicated to software documentation
- User manuals
- First access guides
- Case studies, tutorials and other useful resources for product use



SUSTAINABILITY

SYSTEM

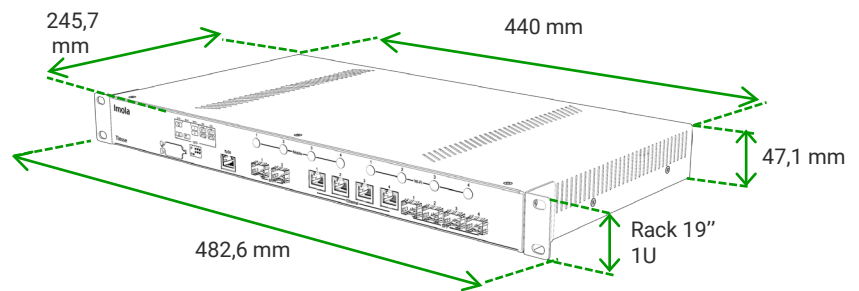
Power	<ul style="list-style-type: none"> - Internal 100-240 VAC (IEC socket) - On/Off button - A variant with a dual power supply is available (Imola Model 0286-RPS)
Power (optional version)	DC/DC converter with extended input range (18-75Vdc)
Cooling	Fanless
Consumption (full functions)	≈ 25W
EEE (Energy-Efficient Ethernet)	Tiesse products comply with the EEE (802.3az) standard, which saves energy by automatically reducing the consumption of Ethernet ports during periods of low traffic, without altering their performance.
Dynamic Power Scaling	Tiesse products use control mechanisms to automatically reduce power consumption by lowering the CPU clock frequency when the load is low.
Mean Time Between Failure (MTBF)	≈ 215496 hours

ENVIRONMENTAL DATA

Protection grade	IP30
-------------------------	------

SIZE and WEIGHT

Machine body	440 x 245,7 x 47,1 (L x P x A mm)
Total weight	≈ 2190 gr (maximum weight including packaging and accessories)
Product	≈ 1520 gr
Accessories	≈ 200 gr
Packaging	≈ 340 gr



OTHER INFORMATION

Packaging and wrapping	<p>The packaging material of this product is ≈91% paper/cardboard, and the incidence of plastic packaging is about 9% or less.</p> <p>100% of the packaging material is recyclable</p>
RAEE waste	For the correct disposal of Waste Electrical and Electronic Equipment (WEEE), pursuant to Article 26 of Legislative Decree No. 49 of 14 March 2014 'Implementation of Directive 2012/19/EU': contact raee@tiesse.com

Tiesse

Innovation made in Italy®

Tiesse is a totally Italian company with more than 25 years of experience in the design, development and production of network equipment and IoT devices, suitable for use in mission-critical and industrial scenarios. Tiesse's most successful series, Imola, Lipari and Levanto, are innovative, competitive and certified, and are present in the networks of the major telecommunications operators, in the energy sector, large-scale distribution and vertical sectors, both in the Italian and foreign markets.

Further information on Tiesse solutions can be found on the company website www.tiesse.com.



Info: info@tiesse.com

Marketing & sales: marketing@tiesse.com

Tel. +39.0125.230544

www.tiesse.com



© Copyright Tiesse S.p.A.

Any disclosure, derivation or reproduction of this document, even partial, is strictly prohibited without prior written authorization by Tiesse S.p.A.

Disclaimer

The informations in this document may contain predictive statements including, without limitation, statements regarding the future financial and operating results, future product portfolio, new technology, etc. There are a number of factors that could cause actual results and developments to differ materially from those expressed or implied in the predictive statements. Therefore, such information is provided for reference purpose only and constitutes neither an offer nor an acceptance. Tiesse may change the informations at any time without notice.

Ver. ENG 040526